

A Map for Knowledge Transfer and Exchange in Doctoral Research in Design

Ana Neto¹, Rita Almendra¹ and João Ferreira²

¹ CIAUD, Lisbon School of Architecture, Universidade de Lisboa, Portugal

² UNIDCOM/IADE – Unidade de Investigação em Design e Comunicação, Lisboa, Portugal

This work is supported by national funds through FCT—Fundação para a Ciência e Tecnologia, I.P. under the Strategic Project with the reference UIDB/04008/2020, and the grant with the reference BI_REDES 03/UIDB/04008/2020.

Back in 2019, Rita Almendra and João Ferreira, from REDES research group developed a framework to analyse PhD theses in Design*.

At the time, they acknowledged was that analysing results was a complex task.

What can we know about research results?

*<https://doi.org/10.1201/9781003046103-18>

Doctoral Research in Design: Analysing Research Results

**Doctoral Research in Design:
Analysing Research Results
Mapping Knowledge Transfer and Exchange**

Doctoral Research in Design:

Mapping Knowledge Transfer and Exchange

- Type of Contribution to Knowledge

Doctoral Research in Design:

Mapping Knowledge Transfer and Exchange

- Type of Contribution to Knowledge
- Scope of Transfer of Research Outcomes

Doctoral Research in Design:

Mapping Knowledge Transfer and Exchange

- Type of Contribution to Knowledge
- Scope of Transfer of Research Outcomes
- Scope of Exchange during the Research Process

Doctoral Research in Design:

Mapping Knowledge Transfer and Exchange

- Type of Contribution to Knowledge
- Scope of Transfer of Research Outcomes
- Scope of Exchange during the Research Process

Contributions of Design Doctoral Research to Knowledge

Inputs to Knowledge

Categories

Category Definitions

Contributions of Design Doctoral Research to Knowledge

Inputs to Knowledge

Categories

Category Definitions

Context

contributes to map
our environment

Retrospection

maps past conditions
(e.g., history)

Analysis

maps current conditions
(e.g., diagnosis)

Contributions of Design Doctoral Research to Knowledge

Inputs to Knowledge

Categories

Category Definitions

Context

contributes to map
our environment

Retrospection

maps past conditions
(e.g., history)

Analysis

maps current conditions
(e.g., diagnosis)

Vision

contributes to new
ways to see the world

Understanding

shows/explains how something works
or happens (e.g., theory, models)

Direction

provides guidance for future action
(e.g., principles, strategies)

Contributions of Design Doctoral Research to Knowledge

Inputs to Knowledge

Categories

Category Definitions

Context

contributes to map
our environment

Retrospection

maps past conditions
(e.g., history)

Analysis

maps current conditions
(e.g., diagnosis)

Vision

contributes to new
ways to see the world

Understanding

shows/explains how something works
or happens (e.g., theory, models)

Direction

provides guidance for future action
(e.g., principles, strategies)

Means

contributes to improve
human activity

Methods

presents new ways to do something
(e.g., processes, techniques)

Tools

provides physical or digital aids
to do something

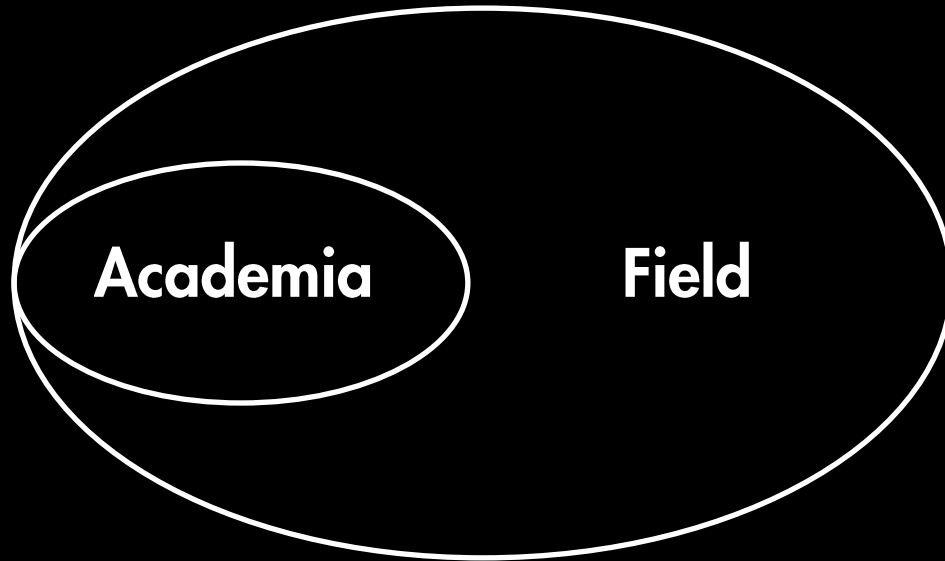
Knowledge Transfer of Research Outcomes

Knowledge Transfer of Research Outcomes

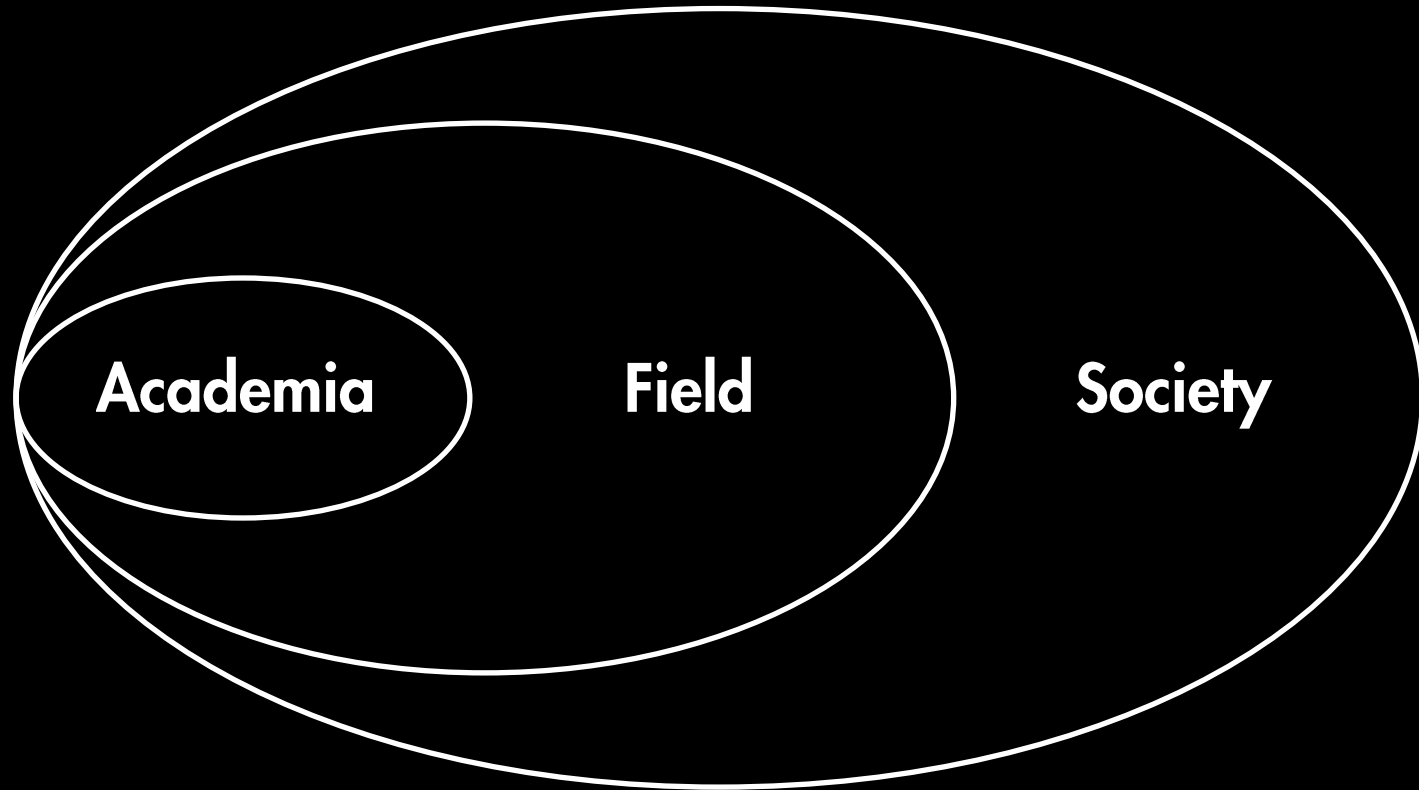


Academia

Knowledge Transfer of Research Outcomes



Knowledge Transfer of Research Outcomes



Knowledge Exchange during the Research Process

Knowledge Exchange during the Research Process

Knowledge Produced
in Isolation

e.g., artifact analysis (no exchange)

Knowledge Exchange during the Research Process

Knowledge Produced
in Isolation

e.g., artifact analysis (no exchange)

Knowledge Produced
with Inputs

e.g., survey inputs for an initial diagnosis
or a final evaluation (no exchange)

Knowledge Exchange during the Research Process

Knowledge Produced
in Isolation

e.g., artifact analysis (no exchange)

Knowledge Produced
with Inputs

e.g., survey inputs for an initial diagnosis
or a final evaluation (no exchange)

Knowledge Exchange
with Academia

e.g., educators or students involved in projects,
brainstorming sessions or workshops

Knowledge Exchange during the Research Process

Knowledge Produced
in Isolation

e.g., artifact analysis (no exchange)

Knowledge Produced
with Inputs

e.g., survey inputs for an initial diagnosis
or a final evaluation (no exchange)

Knowledge Exchange
with Academia

e.g., educators or students involved in projects,
brainstorming sessions or workshops

Knowledge Exchange
with Community
Representatives

e.g., collaboration at different phases of the research
with a sample of disabled people

Knowledge Exchange during the Research Process

Knowledge Produced
in Isolation

e.g., artifact analysis (no exchange)

Knowledge Produced
with Inputs

e.g., survey inputs for an initial diagnosis
or a final evaluation (no exchange)

Knowledge Exchange
with Academia

e.g., educators or students involved in projects,
brainstorming sessions or workshops

Knowledge Exchange
with Community
Representatives

e.g., collaboration at different phases of the research
with a sample of disabled people

Knowledge Exchange
within Community

e.g., collaboration at different phases of the research
with neighbourhoods or corporations/institutions.

Mapping PhD theses in Design according to these dimensions can give us an interesting view of their individual contribution, but also a clearer picture of what is happening at scale in HE institutions:

Mapping PhD Theses in Design from the Lisbon School of Architecture (2010-2020)



When mapping PhD theses in design from a HE institution according to their knowledge transfer and exchange, we can unveil new clues on the doctoral program's strengths, weaknesses and opportunities.

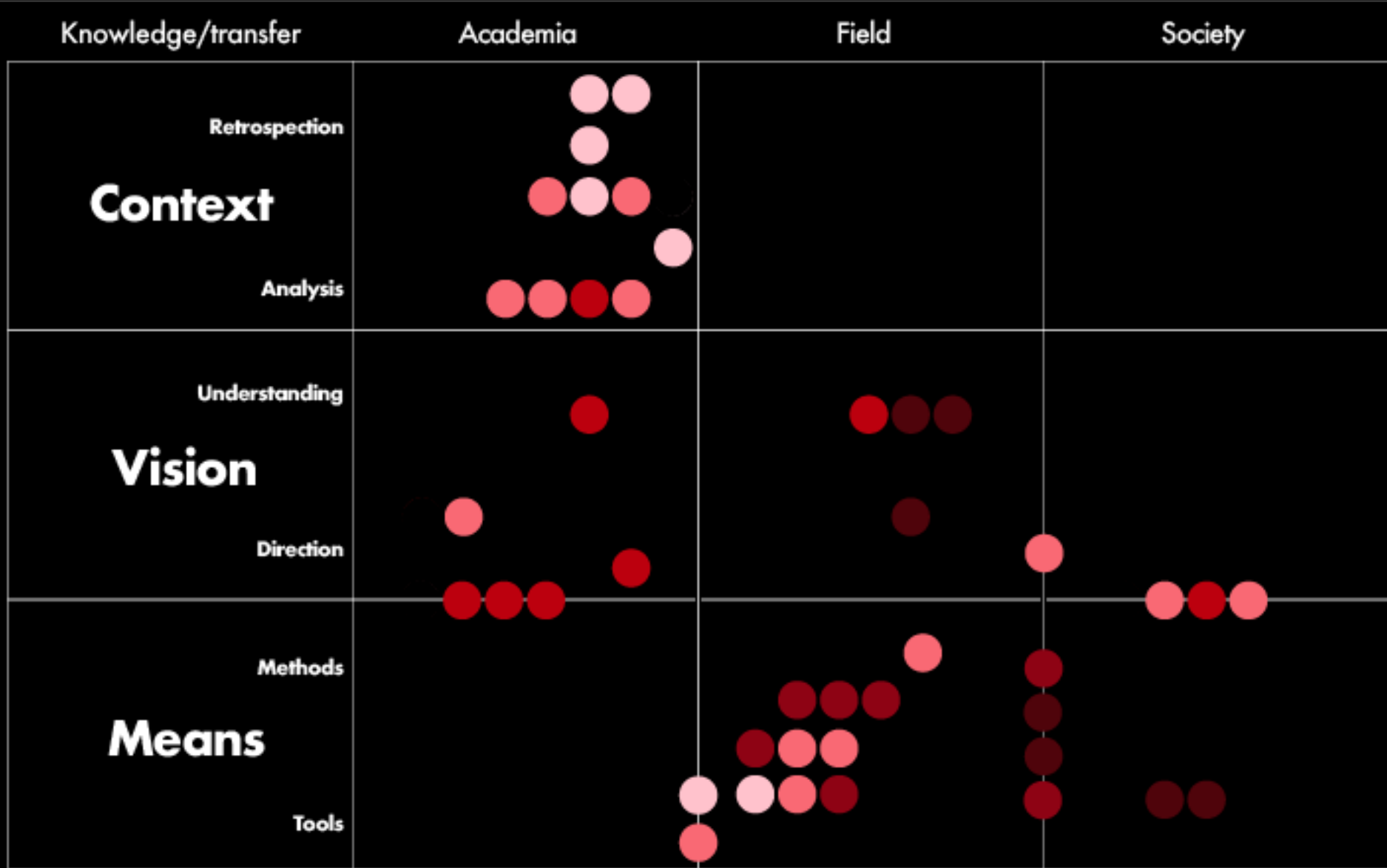
We can even understand how the program is evolving through time:

Mapping PhD Theses in Design from the Lisbon School of Architecture (2010-2015)



- in isolation
- with inputs
- exchange with academia
- exchange with community representatives
- exchange within community

Mapping PhD Theses in Design from the Lisbon School of Architecture (2016-2020)



Additionally, it can be a valuable tool for students and reviewers to establish the potential contribution to knowledge of a research proposal with greater detail.

R E
D Research
E S & Education
in Design

A Map for Knowledge Transfer and Exchange in Doctoral Research in Design

redes@fa.ulisboa.pt

<https://redes.fa.ulisboa.pt/>